

PARTICIPANT HANDBOOK



TABLE OF CONTENTS	2	5. PROGRAMME	13
1. INTRODUCTION	4	5.1 Subcamp groups and clusters	13
2. THEME	4	5.1.1 Group leader assistance	13
3.1 BOULEVARD	6	5.1.2 Swimming certificate	13
3.1.1 The Mokkie	6	5.1.3 Keep in mind	13
3.1.2 Jambo cup	6	5.2 Arts, Crafts and Technology	14
3.1.3 Jambuck's Coffee and Tea bar	6	5.3 Aqua	14
3.1.4 Mars Bar	6	5.4 Hikes	15
3.1.5 Snack corner 'de Komeet'	6	5.5 Sports	17
3.1.6 Mokkie parties	6	5.6 Jambo Day	17
3.1.7 Jambo Bank	6	5.7 Jambo Tours	18
3.1.8 Jambo Shop	7	5.8 Trail	18
3.1.9 Media tent	7	5.9 Group leader-only activities	19
3.2 FACILITIES	7	5.10 Events	19
3.2.1 Food Supply	7	5.10.1 Opening games	19
3.2.2 Charging equipment	8	5.10.2 Opening ceremony	19
3.2.3 Garbage	8	5.10.3 Reflection	19
3.2.4 Waste water	8	5.10.4 Visitors Day	20
3.2.5 Toilets	8	5.10.5 Closing ceremony	20
3.2.6 Showers	8	5.11 Schedule	20
3.2.7 Washing area	9	5.11.1 Participating in the activities	20
3.2.8 Water taps	9	5.11.2 Daily schedule	20
3.2.9 Hygiene around the kitchen	9	6. CAMP RULES AND SAFETY	23
4. SUBCAMPS	10	6.1 Scouting uniform, necker and Jambo wristband	23
4.1 REDventure Studios	10	6.2 Responsibility and behaviour	23
4.2 OMC – Orange Movie Channel	10	6.2.1 Smoking	23
4.3 Green Fantasy Studios	11	6.2.2 Alcohol	23
4.4 Yellocal Travel Net	11	6.2.3 Drugs	23
4.5 Blue Behind The Scenes	12	6.2.4 Knives	23
		6.2.5 Lost and Found	23
		6.3 Do's and don'ts on and off the campsite	23
		6.3.1 Peace and quiet and camp silence	23

6.3.2	Leaving the campsite	23
6.3.3	Visitors	24
6.3.4	Decoration	24
6.3.5	Open fire	24
6.3.6	Generators	24
6.3.7	Flying equipment	24
6.3.8	Dogs	24
6.3.9	Digging	24
6.3.10	Swimming	24
6.4	Photo and video recordings	24
6.5	First aid/Stewards	25
6.6	Emergencies	25
6.6.1	Accidents	26
6.6.2	Emergency plan	26

7. GENERAL INFORMATION 27

7.1	Preparation	27
7.2	Arrival and departure	27
7.2.1	Arrival	27
7.2.2	Registration and building your campsite	27
7.2.3	Parking and all-electric vehicles	27
7.2.4	Departure	28
7.3	Opening times	28
7.4	Contact information	29

8. CAMP SONG 29

1. INTRODUCTION

On behalf of over 400 volunteers, it is my pleasure to welcome you to the 14th Haarlem Jamborette. We look forward to ten fun-filled days. I hope you all make great memories and meet new people. The Haarlem Jamborette is the place to develop friendships with scouts from all around the world.

Around 400 volunteer staff members are working behind the scenes to make this international camp a success. They make sure that the participants will experience the authentic Jamborette atmosphere.

Thousands of scouts and guides will attend the Haarlem Jamborette. To ensure you have a safe and enjoyable experience, we have created this participants handbook, in which you will find general information and the camp rules. If any questions arise during the camp, please contact your subcamp staff. You probably will see me walking around the camp one day. Please feel free to share your Jamborette stories.

Enjoy the camp!

Tamara Geldhof,
Camp Leader Haarlem Jamborette 2023

2. THEME

TAKE 23! Haarlem Jamborette - 'The making of'

Welcome to CHANNEL 14, your main source of information during the Jamborette. We provide you with the latest news, weather updates, entertainment, sports... you name it!

Well, actually... To be honest, our onetime thriving TV channel is not doing too well lately. I mean, who still watches television these days, right? But there is still so much this channel, and its people have to offer. All we need is a little help from our friends.

And that's where you come in! Together we are going to create the greatest content mankind has ever seen. For that purpose, we have divided the campsite into four areas, where you can let loose your creativity, enthusiasm, and energy. They are:

GREEN FANTASY STUDIOS

YELLOCAL TRAVEL NET

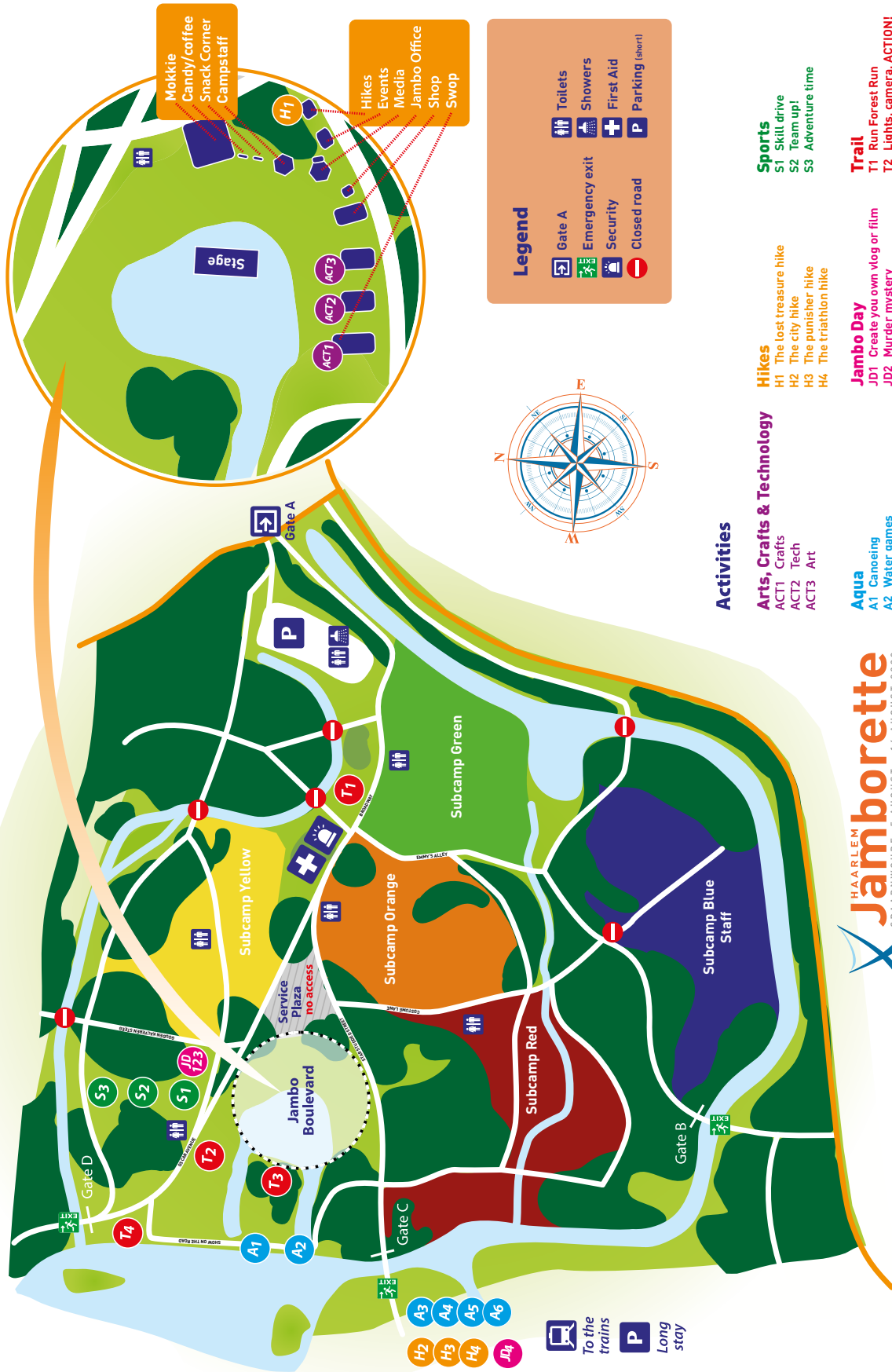
REDVENTURE STUDIOS

OMC - The ORANGE MOVIE CHANNEL

By the way, you might come across some odd characters while you are on the campsite. Not to worry though, they are generally quite nice to talk to or interact with. Try and get to know them a little. Character crossing!

Oh, there is also '**Blue, Behind the Scenes**'. You can find this area on the map, but you are not allowed to enter it. Trust us, it's for your own safety!

3. CAMPSITE



Activities

Arts, Crafts & Technology

- ACT1 Crafts
- ACT2 Tech
- ACT3 Art

Hikes

- H1 The lost treasure hike
- H2 The city hike
- H3 The punisher hike
- H4 The triathlon hike

Sports

- S1 Skill drive
- S2 Team up!
- S3 Adventure time

Aqua

- A1 Canoeing
- A2 Water games
- A3 Sailing
- A4 Supping
- A5 Splash it in!
- A6 City Cruise

Jambo Day

- JD1 Create your own vlog or film
- JD2 Murder mystery
- JD3 Crazy 88 - Jambo edition
- JD4 Walibi

Trail

- T1 Run Forest Run
- T2 Lights, camera, ACTION!
- T3 Paramount island
- T4 Pioneering pictures

3.1 BOULEVARD



3.1.1 The Mokkie

From early morning until late at night, Mokkie will be the place to be to meet new and old friends and

get a snack and a drink. Check out our programme in the Jambo Journal or follow the latest news on our social media pages. From our outdoor seating area, you will be able to watch many of the Jamborette activities.

3.1.2 Jambo cup

Every participant will receive a drinking cup in their welcome package, a 'mok' in Dutch. At the Mokkie, tea, coffee and soda will only be served in the Jambo cup. For hygiene reasons your cup will be swapped for a clean one. When you lose your cup, you can buy a new one in the Shop. Because the cups are swapped, you are not supposed to damage them. Writing your name on it does not serve any purpose.

Fun fact: a cup is named 'mok' in Dutch. 'Mokkie' a kind of diminutive of 'mok'. So, bring your 'mokkie to the Mokkie'!

3.1.3 Jambuck's Coffee and Tea bar

Are you a coffee or tea addict and really want a good brew during the camp? Please visit our cosy coffee and Tea bar. Our bar will serve a good cup of coffee, latte, cappuccino, espresso, or americano. For the tea lovers we will serve a selection of herbal and black teas. Please visit us and enjoy a good cup.

3.1.4 Mars Bar

Right next to Mokkie you will also find the Mars Bar (tuck-shop). This is a small shop where you

can get soft drinks, ice cream, cookies, crisps and sweets.


3.1.5 Snack corner 'de Komeet'

The snack stand 'de Komeet' will be next to Mokkie on the right. They sell tasty fries, frikandellen (minced-meat hot dogs), kaassouffles (deep fried cheese), croquettes, burgers, and much more. And you can pay with Jambos! And who knows... maybe your fries will be fried by the chief camp leader herself, because at de Komeet, you never know who might be behind the counter.

Fun fact: 'Komeet' is Dutch for 'comet'. It is also freely transformed from 'kom eet', meaning 'come to eat'!

3.1.6 Mokkie parties

Almost every night there is a party at the Mokkie, with a different theme each time. You won't be able to control your feet! Maybe we will celebrate your birthday during one of these fun nights? And of course, there will be a big disco night on the Jambo Boulevard. Get your party outfit ready and hit the floor!



3.1.7 Jambo Bank

During the Haarlem

Jamborette, we will have our own currency: the Jambo. The main task of

the Jambo Bank is changing money into Jambos. You can pay with these Jambos everywhere on the campsite during the camp.

One Jambo is worth €0.90. You buy Jambos in sets of 10 Jambos, so you pay €9,00 each. At the Jambo Bank you can pay with Euros, a debit card or a credit card (VISA/Master/AMEX). Unfortunately, you won't be able to change your excess Jambos

back to Euros at the end of the Jamborette and we do not offer money exchange services for every currency. However, it will be possible to purchase Jambos with GBP and US\$. The rate will be published in the Jambo Bank.



3.1.8 Jambo Shop

At the Jambo Shop, you will be able to get almost anything

you need at the Haarlem Jamborette: tents, sleeping bags, toothbrushes, souvenirs and much more. Forgot your toiletries bag? Just get some new toiletries at the shop! Of course, we will also have souvenirs with the Jamborette logo, Dutch products like clogs, flower bulbs and liquorice. You can also buy sweaters and T-shirts with the original 2023 logo. True collectors' items! In addition to this the shop has torches, batteries and stamps/postcards. The shop only accepts Jambos, our own currency. Paying by debit card is also possible.

Gas

In most cases the shop can help you out with your gas requirements. We sell different types of connectors, hoses, clamps and gas bottles. If you want to make sure there's gas for you on arrival, please order your supplies in advance on your group registration form, which can be found on the Haarlem Jamborette website.



3.1.9 Media tent

Team Media is always online to make fun

videos and beautiful pictures and to give you the hottest updates through Instagram, YouTube and Facebook. A team of vloggers shows you

the campsite and reports every juicy detail. We also record big events such as the big disco and opening and closing ceremony. And let's not forget the Mokkie parties and fun stuff at the subcamp sites! On Jambo Boulevard you will find a large screen that will keep you updated on the latest weather reports, rollercoaster GoPro shots and much more.

Team Media is also working offline: the Jambo Journal will be published four times and contains lots of pictures and background stories about the camp and its festivities. A great newspaper to read, even years from now to look back on the best summer camp you ever had. A real collector's item! Jambo Social, Jambo Video and the editorial staff of the Jambo Journal are in the Media tent at the Jambo Boulevard.

3.2 FACILITIES



3.2.1 Food Supply

Team Food Supply takes care of all your nutritional

needs at the Haarlem Jamborette. During the camp we take care of your food and drink requirements. Every day, we provide you with crates and coolers containing everything you need for breakfast, lunch and dinner. You will also be supplied with fruits, juices and snacks. There's even a food manual with all your recipes included, so you won't have to worry about that. We try to cater for the different preferences of participants as much as possible by offering a variety of menus.

At the start of the camp, you'll be provided with a box with all the basic needs for a great camp, more info can be found in the Food Supply Manual.

Diets

We take into account the following common dietary requirements: no pork, no beef, vegetarian, lactose intolerance, intolerance for gluten, intolerance for nuts and diabetes.

Within Food Supply, we have a dedicated diet team that can help you with your requirements. Please note that we can only take the best care for your diet if you let us know your dietary needs in advance by filling in the details in your online registration. Hygiene and food safety are our top priority, as well as your satisfaction of course! If you have any questions, remarks etc. during the camp, please contact your subcamp staff.

3.2.2 Charging equipment

IN each subcamp tent and in the Mokie there are switchboards, where you can charge your mobile devices for free. These panels are unattended, so plug in your charger (European 230-volt socket), have a chat with the other "chargers" and keep an eye on your own device.

3.3.3 Garbage

To help the environment we recycle glass, paper/ cardboard and 0,5L soft drink bottles separately. Please deposit these in the assigned containers. Keep your other garbage in closed garbage bags. Bring these to the assigned garbage disposal points regularly. Do not leave garbage, decorations, leftovers and old camping material behind at your campsite, but bring them to the designated places or even better, take them home.



3.3.4 Waste water

Dispose of waste water in the cisterns near the toilets. Please do not dispose your waste water in the toilets or washbasins to avoid clogging the pipes. Do not throw waste water into the bushes or ditches as this may attract vermin and it is not good for the environment.

3.3.5 Toilets

Use the toilet facilities provided and do not abuse the local bushes. After every toilet visit, wash your hands with soap and water and dry them with a paper towel. There are toilet facilities at each subcamp, the Jambo Boulevard, near the showers and on the sports activity field. Toilets for disabled participants are located in front of the tent of First Aid. Used menstrual hygiene products must be thrown in the waste bin next to the toilet. Used toilet paper can be thrown in the toilet. All toilets and showers are cleaned twice daily (once by team Service and once by one of your subcamp groups). This does not mean you can make a mess of things; others would also like to be able to use a clean toilet and shower. Your own group may be carrying your own toilet; these can only be emptied at the specific disposal points.



3.3.6 Showers

The showers are located near the main entrance of the campsite. The use of the showers is free but not eternal. We anticipate that each participant will take a short shower once each day. Please wear the minimum clothing decency requires (shorts and a shirt for instance), as this will cut back waiting lines. The shower area is a 'no phone/ camera zone'.

3.3.7 Washing area

These tent-covered areas are located at each subcamp and are meant for washing your body. These washing areas are not for washing up your dishes, clothes or anything like that. The washing areas are covered and are separated into male and female areas.

3.3.8 Water taps

Drinking and cooking water is available at the assigned water points using jerrycans or other water containers. Please do not wash your hands or brush your teeth or clean dishes at the water points.

Fun fact: in the Netherlands you can drink water from EVERY tap you see. Bring your water bottle from home to fill up anywhere you like. Very sustainable too!

3.3.9 Hygiene around the kitchen

To prevent people from getting sick during the Haarlem Jamborette, it is necessary that everybody applies the rules and regulations of good hygiene:

- Wash your hands with soap and water before cooking;
- Wash your hands with soap and water before you eat;
- Throw away touched perishable foods;
- Return left over, unopened goods to the subcamp tent;
- Make sure that all foods are properly (re)sealed and placed in a cooled area (coolbox/cooler). The coolers and cooling elements will be changed and

replaced every day;

- Store your cool box in the shade;
- Clean your dishes right after dinner;
- Keep your cooking area and the cool box clean, this includes the floor/ground;
- Raw meat must never touch other foods. Use separate cooking utensils for the meat;
- Make sure you bring good quality pots and pans.

4. SUBCAMPS



4.1 REDventure Studios

We are hiring! With so many new ideas and so few actors available in Spaarnwoude - we want YOU!

The name says it all: REDventure.

Red is our colour. It represents warm sunsets over wide prairies and exotic colourful flowers growing near mysterious jungle temples. But most of all it screams "Action & Adventure". Our studios specialise in adventure movies. Are you brave enough to join us on our film sets? As tumbleweed rolls through abandoned Western villages, discover new lands on horseback and line-dance in a barn at night. Or you can search for an ancient treasure hidden deep in the jungle where nothing is what it seems.

Our studios can be your home this summer. You'll quickly become familiar with our morning tune when we all assemble at the start of our days of adventure, fun and friendship. We are looking to hire: Actors, Extras and Stunt-Performers. But as long as you're ready for adventure, you're just what we're looking for!

Meet our REDventure Crew awaiting your auditions! Firstly, there's our Casting Director. He knows who's best suited for each set every day. His sidekick is our Stunt Coordinator. She has a special eye for spotting extra brave and fit actors to assist with our dangerous stunts. The studio sets are managed by four very skilled men. They deal with cameras, lights, special effects, sound, props and scenery.

Then we have our own Media Agent who, as well as taking care of our movie promotions, can always assist in Wardrobe and Makeup when required.

Of course you can't make movies on an empty stomach. Our Catering Manager can feed hundreds of hungry crew members each day, assisted by our specialised Barista and the sweetest Candy Caterer you've ever met. And last, but not least, who shouts "Action!" and "Cut!"?

Only one woman is in charge of the megaphone. The REDventure Studios Director knows exactly what she wants - an adventurous and unforgettable Haarlem Jamborette for all of you this summer and... maybe an Oscar?

Insta /hsubcampred

Fb /HJSubcampRed

#hsubcampred



4.2 OMC – Orange Movie Channel

Ladies and gentlemen,
Welcome to the ORANGE
MOVIE CHANNEL at the 14th

Haarlem Jamborette. Are you ready to shine with us? Together we will walk the orange carpet into our fabulous Orange Movie Studio. In this very special studio, we solely produce Orange animated movies.

Whilst on the orange carpet, you should take your time taking a picture in front of the Photo wall like a real Jamborette movie star! Next to the orange carpet and the opening field studio you will find our subcamp staff tent, where the orange Family is located for all your inquiries.

You can set up camp in our 'animated movie' named streets. It would be nice to decorate your campsite in theme. But keep in mind: on this campsite, everything is in orange!

We would really like it if you dressed up in orange during the opening and closing ceremonies.

So, bring your (for example) Orange Shrek, Minion, Beauty or Beast outfit with you. And we will show that we are part of the Orange Subcamp.

The Orange Movie Channel is led by Director Susanne and her Producers. If you want to find out more about them, please check our social media pages and newsletters.

Ready? 3.. 2..1... ACTION!

Susanne, Martien, Esther, Pien, Sanne, Wendy, Jeroen, Steven & Dennis

Insta/ hsubcamporange

FB/ hsubcamporange

#hsubcamporange



4.3 Green Fantasy Studios

Located in the East of the Haarlem Jamborette a brand-new film studio is specialized

in filming all that is beyond imagination. Green Fantasy Studio's Motion Pictures International. But 'Green Fantasy' will do. We shoot stories of rare species and strange creatures, of fairy tales and far away countries or even other planets. Things you have never seen before.

Our actors come from all over the world, and they form tribes of their own on the grounds of Green Fantasy. The decor of the film will be next to the headquarters of our company. We will meet every morning at Fantasy Field for rehearsal or for the real deal. At Green Fantasy we don't binge watch this August... Standby.... Green Lights! Camera! Action!

The Green Fantasy production crew:

Lana (team leader), Wendy, Bas, Dick, Angelique, Lisette, Marlies, Ron, Lonneke & Erben

Insta /hsubcampgreen

Fb /HJSubcampGreen

#hsubcampgreen



4.4 Yellocal Travel Net

Yellow! As you'll

probably already know,

Yellowlanders are from all times and from all over the world. We Yellowlanders have seen it all, but nevertheless we can still enjoy all the beauty in the world. We've travelled to the past, the future, far abroad and close to home. But wherever we go, we feel present. So, we keep spreading the word of our adventures and sharing our memories. Even when the group of our fellows, or rather 'yellows', is growing, we feel the urge to include more people with our experiences. Therefore, the timing couldn't be better for our own yellow-channel: Yellocal Travel Net!

This channel, our yannel, will be about our travels out in the world. But it's not your ordinary travel channel about the well-known treasures around the world like Loch Ness, Moraine Lake, Serengeti, Machu Pichu or Zandvoort aan Zee. These are beautiful places but flooded by tourists. It will be about the less known, but nonetheless magnificent places around in ye'local area. Places you know but still unexplored and unnoticed by the mass. Diamonds in the rough if you like. It's our mission to share these beautiful places with yellows and everyone who feels yellow, even if you're red, green, orange and especially if you feel blue.

Everyone is welcome at these remarkable spots if handled with care!

So, join our channel, grab your cam and head out for these secret places and give us a glimpse of what you already know but is yet hidden from our sight.

The crew: Bob, Janneke, Irene, Daphne, Jan Bram, Erik, Ivo & Puck

Insta /hsubcampyellow

Fb /hsubcampyellow

#hsubcampyellow



4.5 Blue Behind The Scenes

You will definitely meet some of the people from some of the teams mentioned above. But

there are a lot of other people you might not even see. They work behind the scenes to make your stay as comfortable and pleasurable as possible.

Team Infrastructure & Equipment provides tents, toilets and showers and all the materials for the other teams. These people also take care of power cables, telephone lines, internet and other logistics. At the Jambo Kids Club the children of our volunteers are being looked after. The Service team builds all the facilities, cleans them every day and disposes of our garbage. The Camp staff coordinates all team efforts, Finance is responsible for cash flows and The Staff restaurant – last but not least – cooks for the volunteers.

5. PROGRAMME

5.1 Subcamp groups and clusters

During the Haarlem Jamborette you will take part in seven different types of activities: Aqua, Hikes, Jambo Day, Walibi, Sports, Trail and Arts, Crafts & Technology. Within each type of activity (except Walibi) your subcamp splits up in two groups, subcamp group A or subcamp group B. With your subcamp group you can choose between clusters with a variety of activities. In this chapter you will find information about what activities to expect within each cluster or program.

An example for a Trail day with your subcamp group: within Trail there are four clusters of activities. Your subcamp group will receive a maximum of three tickets for the morning and three tickets for the afternoon. The tickets are required to participate in a cluster (unless otherwise indicated). Each ticket is for a defined number of participants and can be used for one cluster. In the morning you participate in a different cluster than in the afternoon. The subcamp staff will distribute the tickets to your leaders two days in advance. Each cluster has a limited number of spots available, which we will divide as possible among the groups by taking your pre-registered choices into account. For each of the listed clusters, a program time and location are given. There is a map with the starting locations of the activities. There is a possibility the time and location will be changed during the Jamborette. Your subcamp staff will let you know if there are any changes.

5.1.1 Group leader assistance

All activities are for youth participants only, but sometimes assistance of a couple of leaders is needed. And it's fun too! We expect the active

leaders to be present 15 minutes before the activity starts. For some activities at least one group leader is required to accompany each scout group. If your leader is not on time, you may be excluded from the activity. Do not forget to have fun and bring enthusiasm and a smile!

5.1.2 Swimming certificate

Participants are required to have a swimming certificate when participating in water activities. Several countries do issue governmental recognized 'swimming licenses', to testify a certain minimal level of swimming capabilities. You don't need to bring the actual licenses, just be aware which of your scouts/guides are able to swim and which do not; as a leader, you are responsible for your own scouts/guides. If such a certificate system does not exist in your country, we do need a written statement of parents/leaders that the scout/guide is able to swim.

It's very important that a participant knows well enough how to swim (while wearing clothes). For all the activities on the water having a swimming certificate and wearing a life jacket is mandatory for both participants as leaders. If a participant is not able to swim, it will still be possible to participate in some of the activities. Get in touch with the team Aqua or Trail team leader to discuss the activities a scout without a swimming certificate can participate.

5.1.3 Keep in mind

For each programme activity it's important to:

- Bring a water bottle to stay hydrated
- Wear suitable shoes (no flip-flops)
- Wear suitable clothes (i.e. suitable for climbing gear)
- Bring a rain jacket and sweater when the weather is poor

- Bring sunscreen and a hat when it's sunny
- Bring your lunch when you leave the campsite



5.2 Arts, Crafts and Technology

At Arts, Crafts & Technology, there will be lots of activities for the creative and artistic.

When you get tickets for Arts, Crafts & Technology, you will get the opportunity to create or do something fun and beautiful. To cut a long story short: Arts, Crafts & Technology is the place to be!

Cluster CRAFTS - 150 participants

Do you like DIY? Then you are on the right place at Crafts. Take a seat at the table and make the nicest things. Do you get started with plastic or old milk cartons or do you make a drawn self-portrait. These are just a few examples of the fun activities you can do at the CRAFTS cluster! Choose this cluster and you are guaranteed to have a creative activity.

Cluster ARTS - 150 participants

Do you like Art! At ARTS we have fun creative activities with, for example, interactive painting, participate in our music activities or step into the world of photography. You can also make your own tie-dye tie with us. Then register as soon as possible for the activities at ARTS!

If you're joining ARTS, please bring:

- a white cotton t-shirt or a white cotton piece fabric (size of a tea towel) and a small piece of wood (size of a thermos flask) from a forest of park nearby your house or natural / untreated chopsticks. Check customs when bringing it.


Cluster TECHNOLOGY - 150 participants

Technology lets scouts experience what amateur

radio is: being able to broadcast it themselves with other amateur radio operators around the world. How to easily solder a nice camp memory yourself. Or you can make a working soldering project under the guidance of kit building. Team TECHNOLOGY will again set up a geocache within the camp site, which can be searched with the GPS. This is just a selection of the activities at Technology.

Time and location

The morning activities are from 10.00 till 12.00 hrs. The activities in the afternoon are from 14.00 until 16.00 hrs. You can find the Arts, Crafts and Technology tents on the boulevard.



5.3 Aqua

The Netherlands is a land of water! The Dutch are used to live with water, damming and controlling

the water and above all we enjoy the water. Today we're going to enjoy some of the beautiful water that the Netherlands has to offer. Today you can choose two activities off campsite to enjoy the water in the Haarlem region. Or you can choose for the canoeing & beach games combination which will take place at the Jambo campsite itself.

Going off campsite? Bring swimwear and a towel and (optional) some pocket money. Instructions from the captain and crew should be always followed. Before departure we require a list from each group with the group name, country, name and age of all participants (including leaders) present. Please write this list in advance and hand it to the Jamborette staff on the bus. Without a list you won't be able to participate.

Sailing - 75 participants

You and four other scouts will go sailing at a

beautiful lake in Haarlem with an experienced supervisor. Hold the tiller and learn the first principles of sailing. While having fun, you will get to know the boat and will you make an enjoyable sailing trip! An active leader is required.

Supping – 80 participants

Paddleboarding, also known as supping, is one of the most popular water sports at this moment. Try to stand-up on our very special boards and move on with a paddle. This will only happen with some teamwork! When everyone can keep their balance and can move the board, we will make a little tour with the boards and maybe we will play some games together. An active leader is required.

Splash it in! – 80 participants

Do you know your knots and know how to pioneer a raft? This activity is a competition! Build a kind of raft with your team with the materials provided. With your raft you will compete with the other teams and race to the bell. Which team is the fastest at the bell?! An active leader is required.

City Cruise – 80 participants

If you like sailing, but you prefer a bigger ship, than you will enjoy the city cruise. With the ship we sail out over the Spaarne river, through the centre of Haarlem. When the weather permits, we might have a swim too! An accompanying leader is required.

Canoeing & Water games – 60 participants each (120 in total)

Canoeing is a joyful activity that is easy to learn for everyone. First, we will get into the canoe, and we will practise a bit. When everyone feels comfortable in the canoe, we will make a little trip with the canoes in the area showing you some of the landscape surrounding the campsite. If you

are not that familiar with water or just don't feel to get into the water, we will have the water games for you! All kinds of games and fun activities that involves water, on land, so you won't have to get into the water. What is more enjoyable than playing with water?! The Canoeing and the water games take place at the Jambo campsite. Please see the map of the campsite for the location. The morning activities are from 10.00 till 12.00 hrs. The activities in the afternoon are from 14.00 until 16.00 hrs. An active leader is required.

Time and location Sailing, Supping, Splash it in! and City Cruise

Sailing, supping, Splash it in! and the city Cruise take place at location Schoteroog, a campsite nearby. We're going by touring car to Schoteroog. Departure time from Gate C is around 9.00 hrs. The morning activities will take place from 10.00 – 12.30 hrs. The afternoon activities will take place from 13.30 – 16.00 hrs. We expect the participants to be picked up between 16.15 and 16.30 hrs by the touring cars to bring them back to the campsite. Between the morning and afternoon activities, there's time to eat your lunch (that you brought with you) and perhaps the Scoutshop at Schoteroog will be open to buy your Dutch souvenir badges or other scouting related items.



5.4 Hikes

The flat Dutch landscape is perfect for long hikes. But, you will encounter Dutch cyclists.

Stay on the sidewalks and keep clear of the red bicycle paths. If you need to take a road without a sidewalk then make sure you walk in a single line.

In the Netherlands there are not many (free) public bathrooms. If you ask it nicely, and put on your

scout smile, then you can usually use the toilet in a bar, restaurant or café. An easy way to fill up your water bottle at the tap. There will also be several checkpoints where you can fill up your water bottle.

The Punisher hike (40 km) - 100 participants

The Punisher hike is a long hike that will take you through beautiful sceneries typical to the Netherlands. You will start early and begin the challenge of walking 40 km. The Punisher's long distance will be tough but rewarding in the end! This edition the punisher will have more capacity as well, with 100 persons a day.

Time and location

The Punisher departs at 7.30 hrs from the campsite, specifically gate C. We expect you to be back after dinner time (between 17.00 hrs and 21.00 hrs). We will provide you with a nutritious snack to keep you going until you arrive at the campsite to have dinner.

The Lost Treasure hike (10 or 15 km) - 150 participants

The Lost Treasure Hike is a 10 or 15 km hike in the area around the campsite. Become the protagonist of your own story and recover a long-lost treasure! Grab your best hiking shoes, fill your bag with creativity (and a water bottle) and set off into a new adventure! There is only so much treasure to be found in one day, so this hike can only accommodate 150 treasure seekers per day!

Time & location

The Lost Treasure Hike starts between 9.30 hrs and 10.00 hrs from the campsite. We expect you to return before 13.00 hrs for the 10 km hike, or 16.00 hrs for the 15 km version. The hike runs between gate A and C, and the other way around.

The City Hike (8 km) - 100 participants

The city hike is a hike through the most beautiful places of Haarlem. The hike will be 8 km and there is an opportunity to do a bit more sightseeing at the end. Haarlem is the capital of the province North-Holland, thus an old city with a lot of beautiful buildings. This is the perfect combination of walking, activities and sightseeing. The city hike can accommodate 100 persons per day.

Time & location

You will depart at 9.00 hrs from gate C with a bus that takes you to Haarlem. After a day exploring Haarlem the bus back to the campsite departs at 16.00 hrs, arriving 16.30 hrs at the campsite.

Triathlon Hike (18 km) - 100 participants

This hike is the ultimate hike for hikers who are looking to get the most out of this element of the Haarlem Jamborette. This hike consists of a combination of all that our team has to offer you. The irreplaceable elements of the Lost Treasure hike, the Punisher hike and the City hike, all coming together in this triathlon of hikes in the style of this year's theme. The techniques used for the hike are not too big of a challenge and the journey is around 18 km. This really is the perfect combination for the scouts who are looking for variation!

Time & location

The triathlon hike starts between 9.00 and 9.30 hrs from the campsite, at gate C. We expect you to return to the campsite before 17.00 hrs.

Leaders

Our advice is to take at least 1 leader per 8 scouts on a hike. As a leader you're responsible for the safety of your scouts. Follow the instructions in the hike booklet. Bring a fully charged phone and note

down the team hikes HQ phone number. A part of hiking is getting lost, but we would like to see you again at the campsite... Don't hesitate to call us if you're lost or in trouble.



5.5 Sports

At the Haarlem Jamborette, the Sports activities are the perfect way to

get rid of excess energy. Of course, there will be a good mixture of sports and fun at the Jamborette, because for team Sports, having fun is the most important thing! Your team will include scouts from different scout groups and with different nationalities, and together you will compete against your opponents in various games.

There are 2 fun and challenging clusters from which you can choose, and you will complete one of the two clusters in the morning or afternoon. Everyone will be invited to join the skill drive.

Skill drive - 200 participants

Take the power within you and conquer! This cluster consists out of various games, some in teams and some individual, yet all challenging. You will learn new skills but foremost, have a lot of fun! Are you the one who will make or break a high score?

Team up! - 100 participants

Are you a natural team player? This cluster consists out of several challenges which all focus around teamwork. The games to be played are a mixture of tactics and fun. Will you be the strategist taking your team to the next level?

Adventure time - 100 participants

Are you up to test your limits? Then this is the

cluster for you. Do you belong to the brave and adventurous people among us? Prove it during the various games. Do you have what it takes?

Ultimate Frisbee Tournament (for all)

Form a team from your group and sign up for the competition. In the evening the games will be played in your subcamp. Through a knockout your team can be the winner in your subcamp. The best of the frisbee teams will compete against each other on the closing day in the arena. The subcamp staff will inform you of where, when and what time the matches are.

Time and location

The morning activities are from 10.00 till 12.00 hrs. The activities in the afternoon are from 14.00 until 16.00 hrs. Please see the map of the campsite for the locations of the sports activities.



5.6 Jambo Day

During Jambo Day you will get to know more about the camp and get a chance to

explore the camp and its surroundings and to meet all the other scouts. You can choose from one of the activities below. We expect each (sub) group to bring at least one smartphone. If this is not possible there will be a option to do the activity without a smartphone or borrow an old phone.

Create your own Jambo vlog or film - 100 participants

Welcome scouts! For this task, you will be creating an exciting vlog using your own phones, on or around the campground. You can make a Film or vlog of maximum 3 minutes, that must be ready to show to all other groups at the end of the day. Be creative, make your own scenario, make your own

sets and props. Show us how you explore nature, learn new skills, or simply have fun with your group. We expect each (sub)group to bring at least one smartphone.

Murder Mystery – 150 participants

Do you have what it takes to solve the Murder Mystery? Each day there will be a unique scenario where you must find out who the murderer is. During the day you will have to find multiple hints to help you on your journey. You might even have to go off the campsite for the additional hint! The goal is to finish the game the fastest and we'll keep a ranking of the quickest players. Will you make it to the end and solve the puzzle? We expect each (sub)group to bring at least one smartphone.

Crazy88 – Jambo edition – 200 participants

Do you know everything about the Jamborette? Are you creative? Are you fast? Then you are ready to participate in the Crazy 88 – The Jambo Edition! On this journey you will have to complete crazy exercises, find out weird things and solve some riddles. Are you ready? We expect each (sub)group to bring at least one smartphone.

Time and location

The activities take place between 10.00 and 16.00 hrs, make sure to be on time! Between 12.00 and 14.00 hrs you can enjoy your own lunch. The activities start and end at the Jambo Day. Please see the map for the exact location. For some activities you might go offsite to score some bonus points.



5.7 Jambo Tours

Walibi – 900 participants

Thrill seekers and daredevils, step

up! There is just one place for true excitement and sensation. With the entire subcamp you will travel by bus to a large amusement park in Biddinghuizen: Walibi Holland. Here, you'll find it all. The wildest roller coasters, most exciting attractions, and coolest festivals. This is a great mix of fun, with lots of action, spectacle and adrenaline. This will be an unforgettable day out for everyone... Do not forget your camera! It is not possible to bring buggies or prams.

Time and location

The bus will depart around 8.00 hrs. We will be back at the campsite around 18.00 hrs. The bus will depart from the Jamborette bus station on the south side of the camp.



5.8 Trail

The Trail team offers a great variety of true scouting activities, all within the terrain of the Haarlem Jamborette.

There are four fun and challenging clusters from which you can choose, and you will complete one cluster in the morning, and one in the afternoon.

Run Forest Run - 100 participants

See if you can master our challenges to test your skills against yourself and others. Near the ground or into the trees, there are various exciting high and low rope courses to complete!

Lights, Camera, ACTION! - 100 participants

Always wanted to play the lead role in a live action movie? This is your chance! We offer auditions for various movies in which you must escape you're playing field through a series of assignments, collaborate with others and battle your opponents. These movie sets will surely test your action skills.

Paramount Island - 100 participants

As the self-proclaimed epicentre of the Haarlem Jamborette, the Trail island offers various activities on and around the adventure tower. Climb up to the highest point of the campsite and get down with the iconic zipline.

Pioneering Pictures - 100 participants

Before CGI, filmmakers had to rely on other techniques to make their movie effects. Let's see if we can reproduce a nice movie set without computer programs, by only using our scouting skills and creativity. We provide the materials: poles, rope and construction manuals for various movie sets. You provide your creativity, enthusiasm, teamwork and a bit of ingenuity. As a result, you will not only create a cool object, but a true movie prop and a memory to remember!

Time and location

The morning activities are from 10.00 till 12.00 hrs. The activities in the afternoon are from 14.00 until 16.00 hrs. Please see the map of the campsite for the trail activities.

5.9 Group leader-only activities

We will give leaders that have some free time and don't want to sit around in front of their tent, a few opportunities to participate in a special activity, come to a social gathering for an enjoyable time or help the programme staff during the programme (f.e. Sports). The subcamp staff will let you know what the activities are during the camp.



5.10 Events

The Jamborette would not be complete without the stage activities that are organized by team Events,

such as the opening and closing ceremonies,

reflection and visitor's day. These events take place at the central Jambo Boulevard.

5.10.1 Opening games

We hope you will make a lot of friends during the Jamborette. To help you get to know your fellow subcamp members, every subcamp will have its own opening game.

Date: Sunday 6th August

Time: 14.00 – 16.00 hrs

Location: Your own subcamp

5.10.2 Opening ceremony

We will officially start off the Jamborette with the opening ceremony. Get ready to enjoy the show and wear your best clothes in the theme of your subcamp!

Date: Sunday 6th August

Time: 21.30 – 22.30 hrs

(gather at your subcamp at 20.30 hrs)

Location: Jambo Boulevard

5.10.3 Reflection

Don't you just love those lazy Sundays after a busy week, where you take your time and look back on the experiences you have had so far? Where you think about the things and the people that really matter in your life? Why not do that together during the reflection? You really shouldn't miss this: it's an experience to remember.

Date: Sunday 13th August

Time: 10.30 – 11.30 hrs

(gather at your subcamp at 09.00 hrs)

Location: Jambo Boulevard

5.10.4 Visitors Day

After the reflection we will open the gates, after which the campsite will be invaded by family members, friends and other 'outsiders' who would like to see what the Haarlem Jamborette is all about. It is up to all of us to make them feel welcome. They will really appreciate it when you can show them something from your own culture. Try and look your best!

Date: Sunday 13th August

Time: 13.00 – 16.30 hrs

Location: All over the campsite

5.10.5 Closing ceremony

We will end the Jamborette in style, with a closing ceremony where we will look back on all the things we've experienced, say goodbye to newmade friends and create some more memories. Let's end with a bang!

Date: Tuesday 15th August

Time: 21.30 – 23.00 hrs

(gather at your subcamp at 20.30 hrs)

Location: Jambo Boulevard

5.11 Schedule

5.11.1 Participating in the activities

The schedule shows the flow of events. Each subcamp has been subdivided into part A and part B. Eight sub-subcamps are thus created in which you will take part in a varied nine-day programme. To take part you need tickets. These will be handed to group leaders in your subcamp tent, one or two days before the activity.

The tickets show starting and/or departure time. In the morning you go to the bus departure point

or join one of the activities on the campsite. Make sure that everyone in your group is on time.

Every day there is an activity for every participant, except for your day off, this is a time for relaxation or doing your own thing. You must understand that not everyone can participate in the activity of their first choice.

Please divide your group leaders over the activities in which your scouts take part. At some activities it is even mandatory to have supervision of a group leader over 18. Please check the information about leaders at the bottom of every activity in the Programme chapter.

5.11.2 Daily schedule

< 07.00 hrs – Camp silence

Maintain silence in the camp

07.30 hrs – Food supply

Breakfast items are available at the subcamp tent

0x.xx hrs – Departure of busses

A few activities require transport by bus. See your ticket for exact time and place of departure. Be on time and bring your ticket.

09.00 hrs – Opening ceremony at your subcamp

You are expected to attend.

10.00 hrs – Start morning activities

Morning and day activities on the campsite

12.00 hrs – Lunch break

If you are on the campsite, you have lunch at your own tent. On excursions you must take your own packed lunch.

14.00 hrs – Start afternoon activities

Afternoon activities on the campsite

16.00 hrs – End of activities

The busses will return around this time as well. A few activities have different times. You will find these in the Programme chapter and/or they will follow during the Jamborette.

17.00 hrs – Food supply

At the subcamp tent you can pick up your dinner and food for the next day. If you receive too much food supply, please bring back the excess food you have received right away. Others may have received too little.

19.30 hrs – Meeting for group leaders

The meeting is at the subcamp tent and takes about an hour. During this meeting, the daily programme and important matters are discussed. Also, the tickets for the activities are allocated and handed out.

20.30 hrs – Start evening activities

On some evenings there are activities like a campfire or disco. Please check the information in the Events chapter and you will also receive more information about the evening activities during the Jamborette.

23.00 hrs – Camp silence

All participants, young and old, need their rest. Be considerate of your neighbours. Make sure that every member of your group is at your own campsite and silent.

	ORANGE	RED	GREEN	YELLOW
A				
B				
Evening				
Arrival (campsite open)				
Opening games				
Opening ceremony				
Evening				
A				
B				
Evening				
A				
B				
Evening				
Departure (campsite closed)				

Saturday 05 August

Sunday 06 August

Monday 07 August

Tuesday 08 August

Wednesday 09 August

Thursday 10 August

Friday 11 August

Saturday 12 August

Sunday 13 August

Monday 14 August

Tuesday 15 August

Wednesday 16 August

6. CAMP RULES AND SAFETY

6.1 Scouting uniform, necker and Jambo wristband

You need to wear your Scouting or guiding uniform and necker at the opening and closing ceremonies and during activities that do not take place on the campsite. Always wear your scout necker and Jamborette wristband, otherwise you will be excluded from the activities.

6.2 Responsibility and behaviour

Participating in activities during the Haarlem Jamborette is at one's own risk. The Haarlem Jamborette Foundation and its staff (including all volunteers) do not accept any responsibility for any damaged goods or personal injuries, physical or other, that occur during the camp. The organization of the Haarlem Jamborette 2023 strives to assure maximum safety according to Dutch rules and regulations.

6.2.1 Smoking

In the Netherlands it is prohibited to smoke if you are under 18. The policy of our national Scouting organization is to not visibly smoke around youth members and therefore smoking is only allowed at designated smoking areas.

6.2.2 Alcohol

Alcohol (beer/wine) is only served to people 18 years old and over. Drinking alcoholic beverages is only allowed at the Mokkie (in the tent or outside at the terrace), at the subcamp tent and at your own tent.

Participant
18-

Groupleader
18-

Groupleader
18+

6.2.3 Drugs

Possession and use of any type of drugs is strictly forbidden. Violators will be reported to the police and denied further access to the campsite.

6.2.4 Knives

Wearing knives visibly is not allowed in the Netherlands. Be advised that when you leave the Jamborette by airplane, all sharp objects need to be packed in checked-in luggage, not as carry-on luggage or in one's pockets!

6.2.5 Lost and Found

If you have lost or found something, please check, or drop it off at team Stewards

6.3 Do's and don'ts on and off the campsite

6.3.1 Peace and quiet and camp silence

Each group is responsible for peace, neatness and silence on the campsite. The subcamp staff will see to it that your meets these rules. When leaving the campsite your group has to make it's own safety and stewards arrangements, i.e. ask a neighboring group to watch your possessions, or someone from your group could stay behind. Between 23.00 and 07.00 hrs there should be total silence on the campsite.

6.3.2 Leaving the campsite

You may only leave the campsite with permission from your group leaders. The campsite is closed between 22.00 and 07.00 hrs. During these hours the gate will only be opened in case of emergencies.

6.3.3 Visitors

Visitors are only welcome on our visitor's day.

6.3.4 Decoration

Across the campsite, decorations and (other) pioneering structures have been built to give the camp a little extra Oomph, so be careful with them.

For your own safety it is not allowed to climb in or on them. If you bring your own decorations to living up your campsite, please take them home. Do not leave anything behind - except your thanks. Unsafe pioneering objects must be taken down immediately when instructed to do so by team Stewards or the camp staff.

6.3.5 Open fire

Open fire in any form is forbidden at the campsite. Only the subcamp has permission for a campfire and that will be started and monitored by staff.

6.3.6 Generators

Generators and DC/AC converters are not allowed. When a participant must rely on power supply for medical reasons, they can contact their subcamp staff.

6.3.7 Flying equipment

As the campsite is situated within the controlled area of Amsterdam Schiphol Airport, it is strictly forbidden to fly any type of drone, helicopter, kite, model airplane, air balloon or other object on or over the campsite, radio controlled or not. Not even to take 'just one picture'!

Fun fact: you can nearly touch the landing aircraft when the 'Zwanenburgbaan' runway is in use.

6.3.8 Dogs

Dogs are not allowed on the campsite.

6.3.9 Digging

Digging on the campsite or damaging the grass on purpose is not allowed.

6.3.10 Swimming

The waters around the Jambo Boulevard have poor quality, so this is not an official swimming location. Although the quality of this water is being checked regularly and it is not dangerous if you meet the water during canoeing for example, we advise against swimming in it. If the water quality becomes too poor the subcamp staff will let you know.

6.4 Photo and video recordings

At the campsite of the Haarlem Jamborette 2023 and during activities outside the campsite, pictures and audio and video recordings will be made for promotional purposes which will be edited and stored and shared (i) via the website, social media and media (such as newspapers) and (ii) via the Jambo Journal and screens during the event. By entering the campsite and participating to these activities, participants give permission to the Media team of the Haarlem Jamborette 2023 and the Stichting Haarlem Jamborette to make and use these pictures and recordings for these purposes and waive any applicable portrait and other rights without any compensation being due. If participants wish for a particular picture or recording to be removed or have any other questions about this topic, please visit the Media tent at the Jambo Boulevard or send an e-mail to media@haarlemjamborette.nl. No regulations in addition to Dutch law were made for participants who wish to make their own pictures and audio and video recordings. Please note that not all

participants and volunteers (staff members) may appreciate if pictures or recordings of them are made and shared, so when in doubt, please ask permission.

No additional regulations are in place for participants who wish to make pictures and audio and video recordings for private use. Dutch law applies. Please note that not all participants and volunteers (staff members) may appreciate it if pictures or recordings of them are made and shared. When in doubt, please ask permission.

6.5 First aid/Stewards

First aid and medical matters! Make sure you bring your own first aid equipment (check the expiration date). It is important that group leaders have some basic first aid skills and know the medical histories i.e., medication, diets, illnesses, allergies etc. of all participants in your group. Along the road to the Jambo Boulevard you will find team First Aid. A doctor holds surgery hours there every day. If you need to store (emergency) medicine in a fridge or in a locked cabinet, you can bring them there.



The First Aid team shares a tent with team Stewards.

Their tent is open 24 hours a day and manned by a fully staffed team,

which can deal with almost any medical problem. Our skilled team consists of doctors, nurses, physiotherapists, two psychosocial workers and first aiders.



Team Stewards has several responsibilities, one of which is checking fire safety. The subcamp staff will explain the

safety standards and carry out random checks together with team Stewards to make sure the camping stoves meet the set requirements.

Another responsibility of team Stewards is to act as the coordinator during any incidents on the campsite. If the fire brigade, police or an ambulance are required, team Stewards will alert these services and accompany them, so they arrive at the right location as soon as possible.

Team Stewards will also patrol a lot to prevent theft, but you will have to take good care of your own property too! Make sure your tent is closed properly and you've put everything away when you leave your campsite. Bringing goods of financial or emotional value? Take care of a proper travel insurance or think twice of bringing it with you. The campsite is surrounded by a fence and the entrance gate is manned 24/7. Only visitors that are registered in advance will be allowed onto the site. Team Stewards is here to serve you and will look after your safety during the entire camp.

Drink plenty of water and protect yourself from the sun. Being busy throughout the day makes you lose a lot of fluids through perspiration. So, make sure you drink plenty of water. Take your water bottle everywhere you go! In the Netherlands all tap water is safe to drink. Of course you wear a hat when it is sunny and please use sun lotion regularly.

6.6 Emergencies

In case of fire, trouble, injuries, damage etc., please notify team Stewards immediately on +31 (0)85 - 27 33 401 and notify your subcamp staff and group leaders.

6.6.1 Accidents

If an accident occurs on the campsite, notify team Stewards and your group leaders. You can also notify someone of the Jamborette staff nearby. They will notify team Stewards and/or First Aid. Please do not call 112 yourself: team Stewards has strict arrangements with the local authority and emergency services.

In case of an accident away from the campsite, notify your group leaders. If you need an ambulance, the police or the fire brigade, call 112. After your call to 112, also inform the camp staff immediately by calling +31 (0)85 - 27 33 401. This is the phone number of team Stewards.

6.6.2 Emergency plan

FIRE

1. Check if your surroundings are safe. Don't put yourself, the casualty, or others at risk;
2. Report the fire to a Jamborette staff-member or at team Stewards. Report WHAT is on fire and where the fire is located;
3. If there is no one to report to: Call team Stewards +31 (0)85-27 33 401. (Do not call 112, team Stewards will do that to give the right instructions to the fire brigade);
4. Try to extinguish the fire if that's safe to do;
5. Remain at a safe distance from the fire and wait for help and instructions of team Stewards.

ACCIDENT/FIRST AID

1. Check if your surroundings are safe. Don't put yourself, the injured or others at risk;
2. Report the accident to a Jamborette staff member, team Stewards or at team First Aid. Report WHAT has happened and WHERE you are;
3. If there is no one to report to: Call team Stewards +31 (0)85-27 33 401; (Do not call 112, team Stewards will do that to give the right

instructions to the ambulance);

4. Only try to help the casualty if that is safe to do and you are a trained in First Aid procedures;
5. Wait for help and instructions of team Stewards or team First Aid.

CALAMITY

1. In case of disasters or large calamities the evacuation alarm will sound (siren);
2. Immediately stop your activities;
3. Immediately go to the assembly point at your own subcamp. Do not go to your own tent;
4. Check in at your group leaders. Group leaders check in at the subcamp staff;
5. Wait for instructions of the subcamp staff.

During alarm situation or other large calamities, the use of cellphones is forbidden!



7. GENERAL INFORMATION

7.1 Preparation

Preparations at home:

- Check carefully that all participants of your group have a health and accident insurance valid in the Netherlands;
- Make a note of all numbers of the insurance number policy for each participant, as well as the names and phone numbers of their insurance companies;
- Groups from abroad have to bring an E111 insurance form;
- Make sure that your passports/IDs are still valid;
- Leave your campsite address and telephone numbers with your family;
- Make sure you bring your own tents and that they are in good condition;
- Bring suitable cooking gear, pans and other utensils;
- Gas hoses must be suitable for propane/butane, in good condition and are no older than 3 years;
- Gas regulators cannot be older than 10 years and bottles have to be under ten years. T-connectors are not allowed! Make sure every gas bottle has its own connection.
- Make a sign with the name of your group, to be put up at the entrance gate of your subcamp;
- Campfires and music go together, so bring your musical instrument!

7.2 Arrival and departure

7.2.1 Arrival

All groups are expected to arrive on Saturday 5th August between 08.00 and 22.00 hrs. When this, for some reason, is not possible for your group, please contact your subcamp staff. To ensure everything takes place in an orderly manner, we ask you to arrive during these hours. Different

types of transport (coaches, buses, small vans, private cars) must arrive at different gates around the campsite. We inform your group as soon as possible, at which gate you are expected to arrive. A staff member will escort your group to your subcamp.

For a quick transport of your gear on the site, we advise you to pack everything in a trailer if possible. We can transport these to the subcamp for you. Other equipment and personal luggage must be carried by hand to your camp. We have a few trailers that can be of help, but that may take some time. It is not possible to drive your own cars to the camping areas.

7.2.2 Registration and building your campsite

Once at the subcamp you can register your group at the subcamp tent and you will be informed where you can pitch your tents. Do not store gas bottles in your tent, keep them in the shade outside the tent. Keep a distance of at least 5 meters between any tents designed for more than 20 people and other large tents.

7.2.3 Parking and all-electric vehicles

Busses, trailers and trucks cannot be parked at your subcamp. There is a limited possibility for parking vehicles at the campsite. Vehicles cannot leave the site during the camp. Be advised that parking is at your own risk and that the Haarlem Jamborette cannot be held accountable for any damage to your vehicles in the car park. There will however be regular patrols by team Stewards. And lock up and take your belongings with you. The campsite is car free during the camp except for our own service vehicles.

Electric cars can NOT be charged at the camp site.

Not even with so-called “home chargers” at 230 Volt. There are public charging points in Halfweg and Zwanenburg. See e.g. SugarCity Ring 1 - Blue Current chargers in Halfweg (chargefinder.com). Make sure that your battery is sufficiently charged to be able to get away again after twelve days.

Traveling to and from the campsite on your day off, can easily be done by train. Train station ‘Halfweg-Spaarnwoude’ is within walking distance.

7.2.4 Departure

You can leave the campsite on Wednesday August 16th from 06.00 hrs onwards. By 18.00 hrs everybody must be gone and the campsite must be empty. When your group is ready to leave, your group leader needs to inform the subcamp staff. Any luggage or equipment that cannot be carried by foot will be transported to the exit by the Jamborette staff. Remember when you do leave, do not leave anything behind other than your thanks for a great camp. See you in 2027!

7.3 Opening times

First Aid

Daily: 08.00 – 22.00 hrs

In case of emergency at night: inform team Stewards by phone on +31 (0)85 - 27 33 401.

Showers

Daily: 07.00 – 10.00 hrs

Daily: 16.00 – 22.00 hrs

Food Supply

Fresh bread – daily: 07.30 hrs

Daily: at 17.00 hrs

Location: The food supply tent at your subcamp

Jambo Bank

Daily: 09.00 – 14.00 hrs

Daily: 16.00 – 21.30 hrs

Jambo Shop

Daily: 09.00 – 14.00 hrs

Daily: 16.00 – 21.30 hrs

Mokkie

Daily: 08.00 – 22.55 hrs

Daily: 23.00 – 01.00 hrs (group leaders and staff only)

Mars Bar and Jambuck’s Coffee and Tea Bar

Daily: 08.30 – 22.30 hrs

Snack corner De Komeet

Daily: 16.00 – 23.00 hrs

Special dates:

Sunday August 6th – Opening Ceremony

All facilities will be closed from 21.30 hrs

Saturday August 12th – Disco at Jambo Boulevard

Open air disco: 21.30 – 23.30 hrs

The Mokkie will be open during these hours.

Sunday August 13th - Reflection

All facilities will be closed until 12.00 hrs

Tuesday August 15th – Closing Ceremony

All facilities will be closed from 20.30 - 22.30 hrs.

Mokkie: open between 22.30 and 00.00 hrs

7.4 Contact information

General phone number

+31 (0)85 - 273 34 00

operational between 3 – 16 August.

Postal address

We also do a mail delivery regularly on the campsite. If your family would like to send you a postcard, they can do so to the following address:

Haarlem Jamborette

Name scout, name group, subcamp

Postbox 3092

2001 DB Haarlem

The Netherlands

Social media

Follow all Haarlem Jamborette social channels to stay updated throughout the camp!



@haarlemjamborette



@haarlemjamborette



@haarlemjamborette

8. CAMP SONG

'LET'S GET HAPPY'

Let's go to the Jamborette

For the best time you'll ever get

If you're looking for adventure,

then everything's coming your way (Hey Hey, it's coming your way) All these people you've never met

Will be friends that you won't forget

Get the party started

Listen to what we gotta say...

Refr:

Let's get happy and let's be friends Hope tomorrow never ever ends And our world will be for you Let's be happy each and every day All your troubles they will fade away And we promise we will give you Scouting in a typical way

(Da, da, du, du, daden dah.....

Da, da, du, du, daden dah... Oh yeah) (Every day in a typical way)

See the girls in the wooden shoes

And the windmills with the tulips too

All are here in Holland

In the land that seems to be flat (flat, flat, ever so flat) Take a hike and follow the trail

Take excursions or send an e-mail

A Coffee in the Mokkie

At Haarlems Jamborette...

Refr.: 2x

